

POINT D'ÉTAPE CP 2024

Prénom de l'élève

Nom de l'élève

Classe de l'élève

SÉQUENCE 1

FRANÇAIS

Exercice 1

● m n b d f

○ s r p t f

➔ m s r b d

➞ m b d f j

■ l t d h f

Exercice 1 (suite)

 m b d f n

 h l v b d

 n m r t v



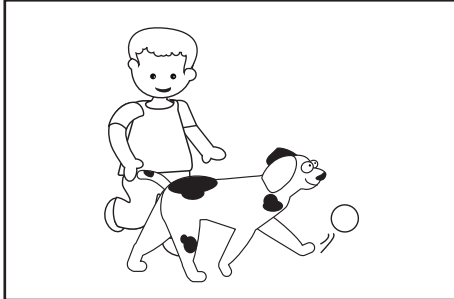
 n m r t s

 n d t s f




 n m v u f

Exercice 2

Il promène son chien.


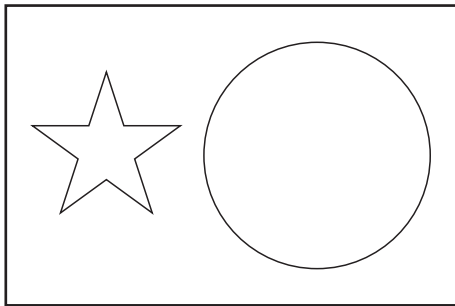




Il n'est pas seul.







Exercice 2 (suite)


L'étoile est dans le carré.








Il la porte.



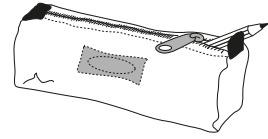




Exercice 3



Exercice 4






Exercice 4 (suite)



SÉQUENCE 2

MATHÉMATIQUES

Exercice 5



Exercice 6

$5 + 2 =$

5

6

3

2

7

8

$4 + 4 =$

5

0

9

10

12

8

$7 + 2 =$

9

5

10

11

12

8

$1 + 5 =$

8

10

3

6

4

7

$2 + 4 =$

2

7

8

10

5

6

$8 + 5 =$

5

17

3

14

13

9

Exercice 6 (suite)

$6 + 6 =$

0

12

13

7

16

14

$7 + 6 =$

17

8

13

1

14

15

$18 + 4 =$

4

184

18

14

22

21

$3 + 10 =$

7

13

12

3

10

310

$19 + 2 =$

2

192

17

20

21

19

Exercice 7



6

7

5

2

4

1



12

8

4

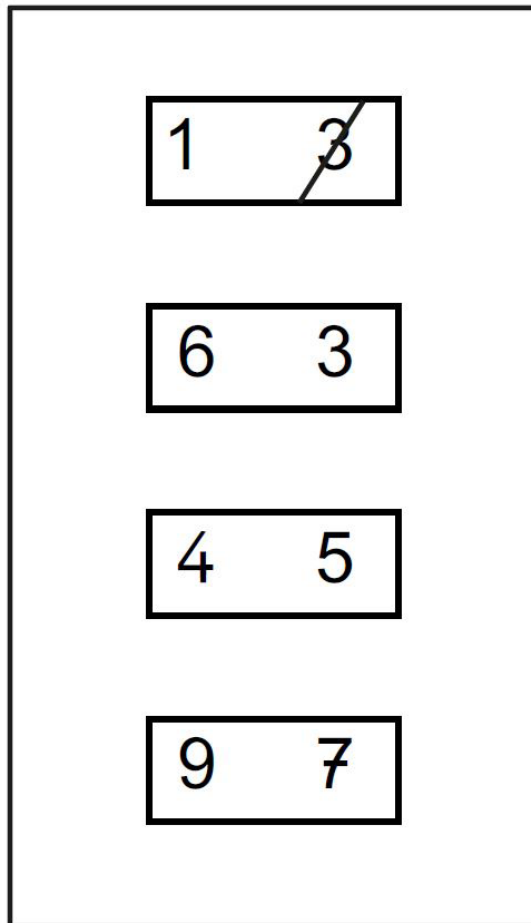
2

3

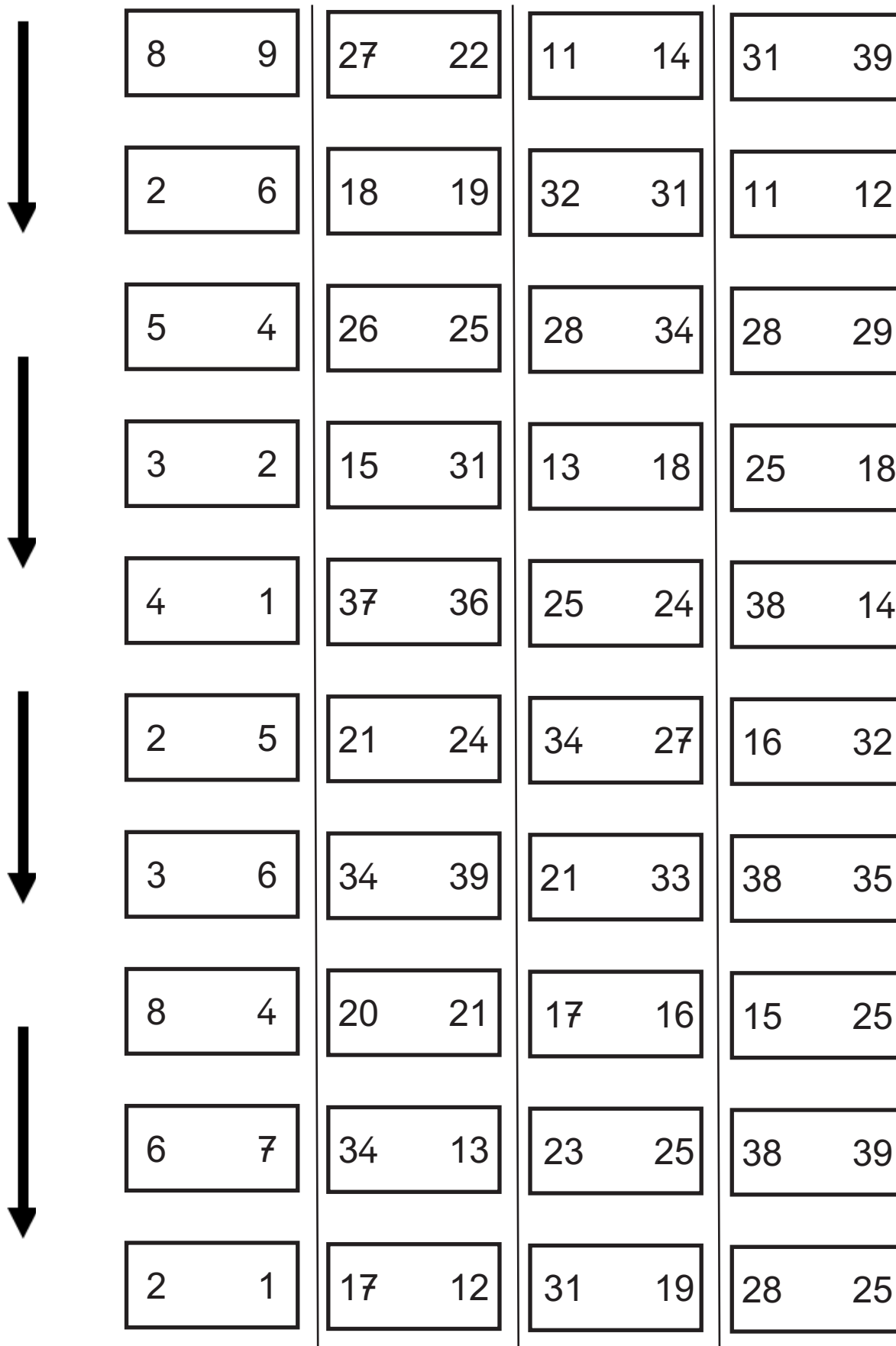
0

Exercice 8

Exemples



Exercice 8 (suite)

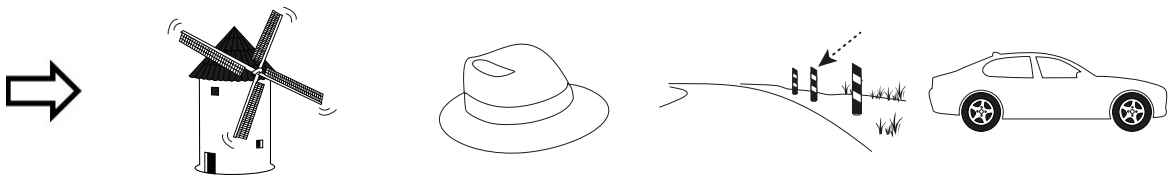


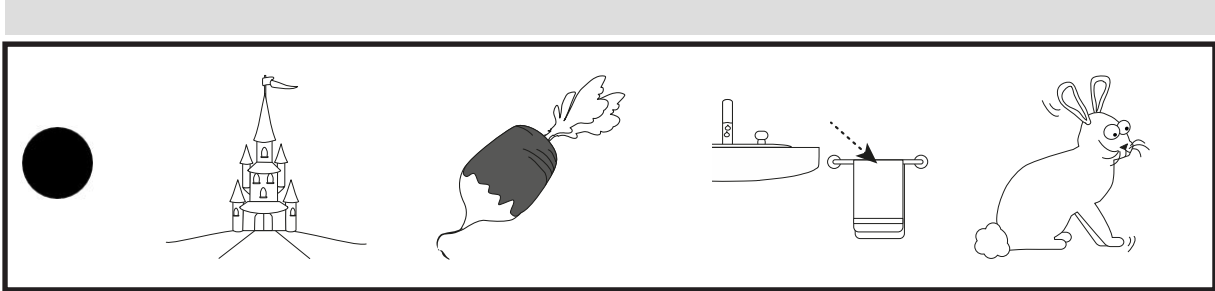


8	9	27	22	11	14	31	39
2	6	18	19	32	31	11	12
5	4	26	25	28	34	28	29
3	2	15	31	13	18	25	18
4	1	37	36	25	24	38	14
2	5	21	24	34	27	16	32
3	6	34	39	21	33	38	35
8	4	20	21	17	16	15	25
6	7	34	13	23	25	38	39
2	1	17	12	31	19	28	25





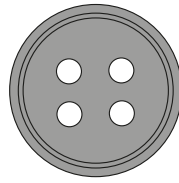


SÉQUENCE 3

FRANÇAIS

Exercise 9






Exercice 9 (suite)







Exercice 10

Il ne court pas.







Le chat est petit mais pas noir.







Exercice 10 (suite)


La souris est devant la cage.



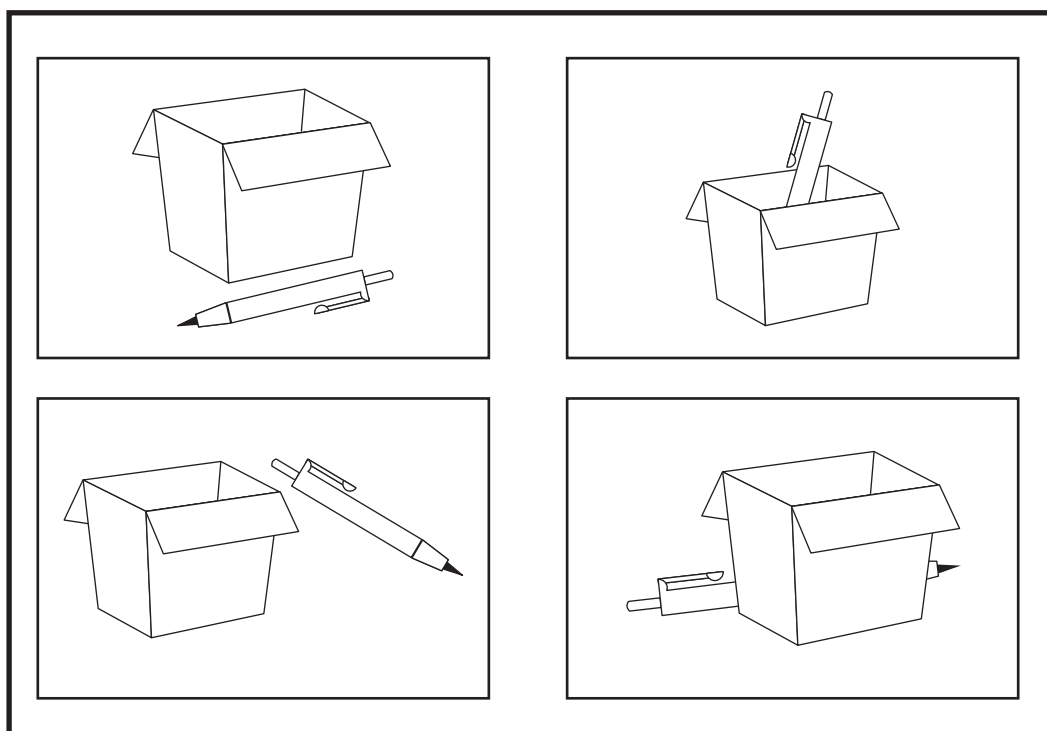

Elle les regarde.










Exercice 11











Exercice 12











Exercice 12 (suite)




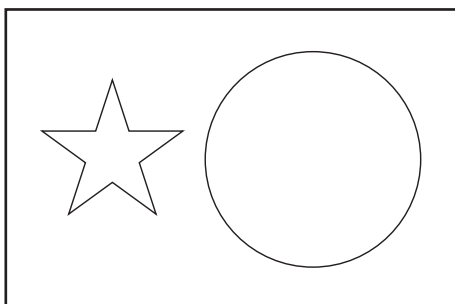





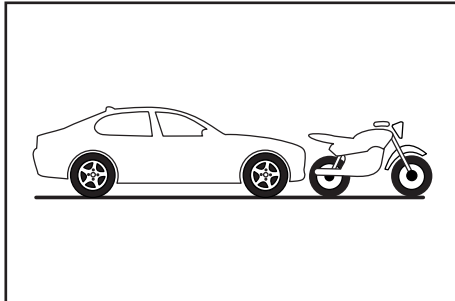
Exercice 12 (suite)






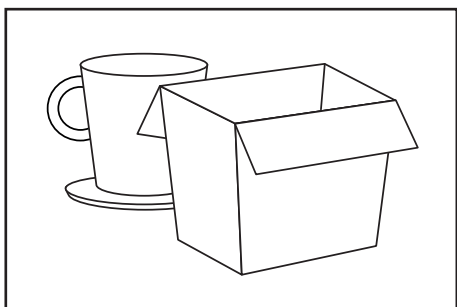




Exercice 12 (suite)







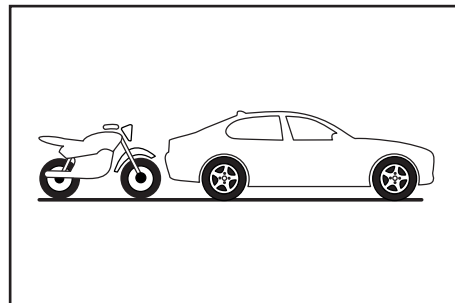


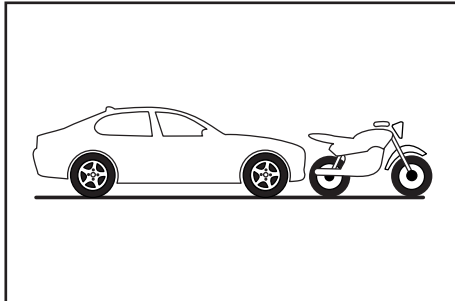
Exercice 12 (suite)



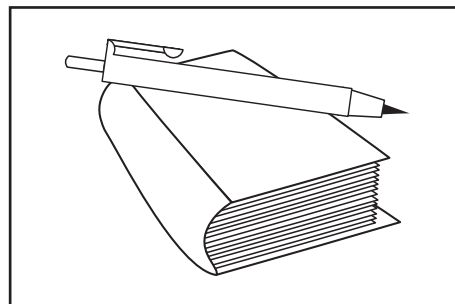

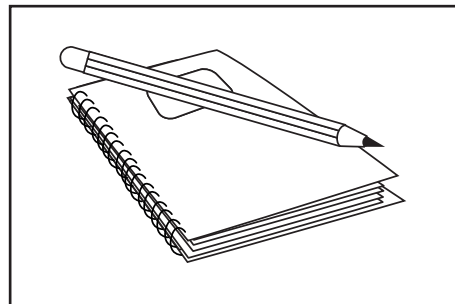





Exercice 12 (suite)



Exercice 12 (suite)



Exercice 12 (suite)



SÉQUENCE 4

MATHÉMATIQUES

Exercice 13

$2 - 1 =$

5

1

3

2

7

8

$4 - 3 =$

6

7

2

3

1

5

$5 - 2 =$

2

5

3

6

4

7

$7 - 5 =$

4

6

8

3

12

2

$8 - 1 =$

9

7

8

11

12

10

$7 - 7 =$

8

11

1

2

14

0

Exercice 13 (suite)

$8 - 4 =$

4

12

5

6

8

7

$9 - 7 =$

16

10

3

4

6

2

$19 - 2 =$

19

21

192

18

17

2

$11 - 2 =$

2

10

13

11

9

112

$15 - 10 =$

10

6

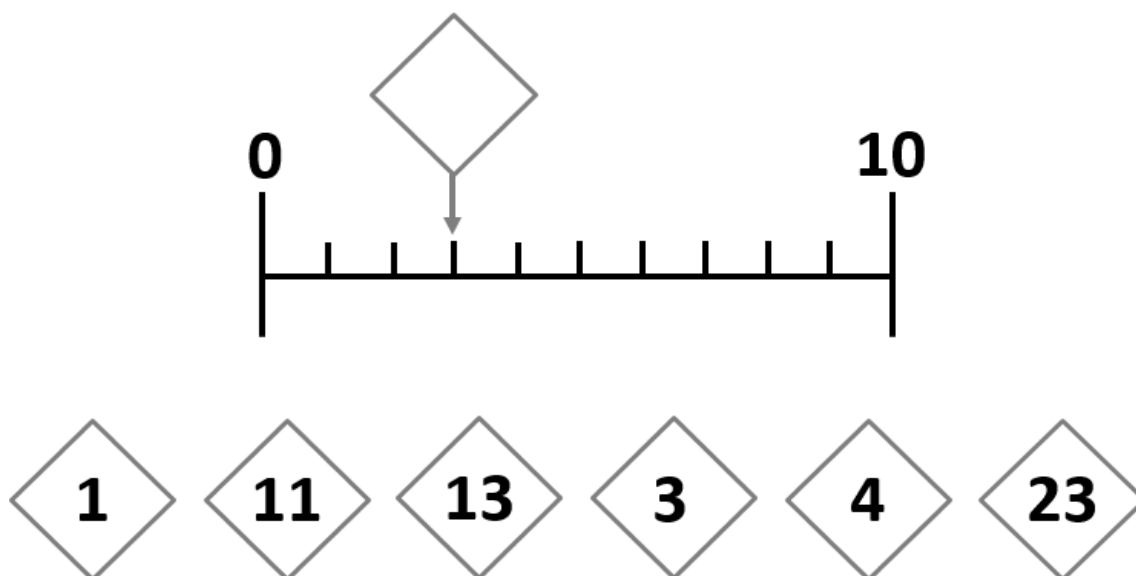
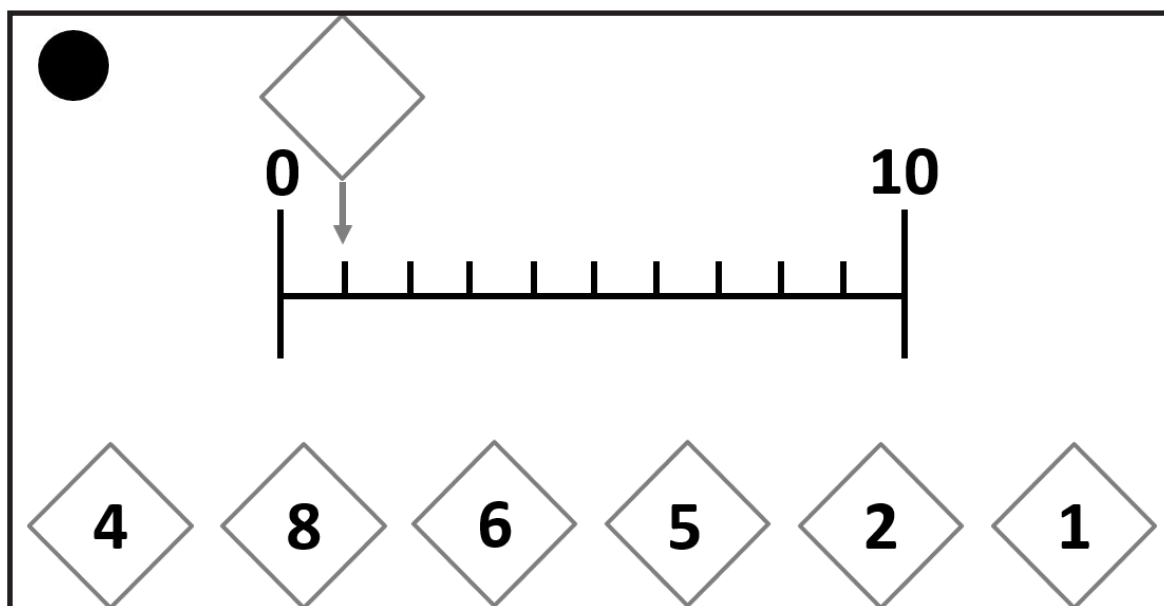
5

15

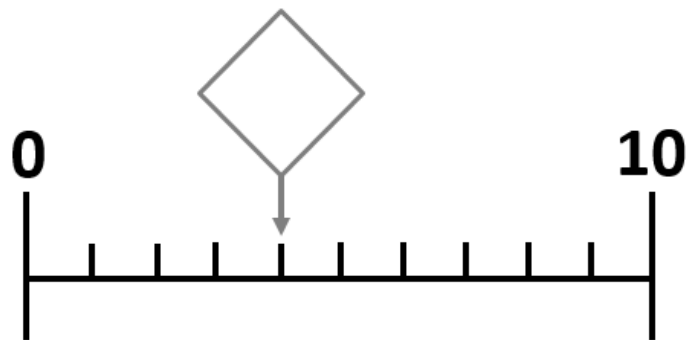
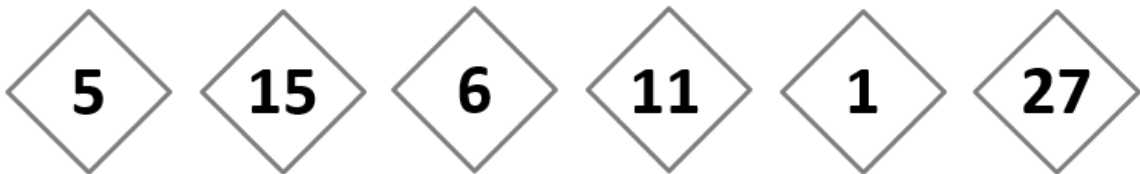
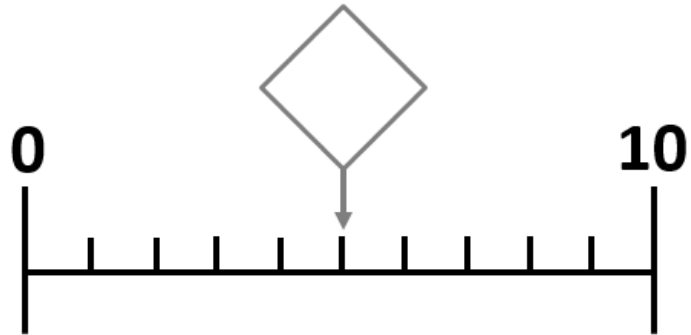
25

1510

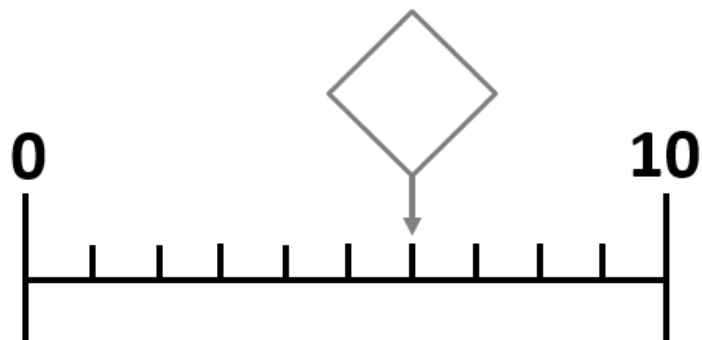
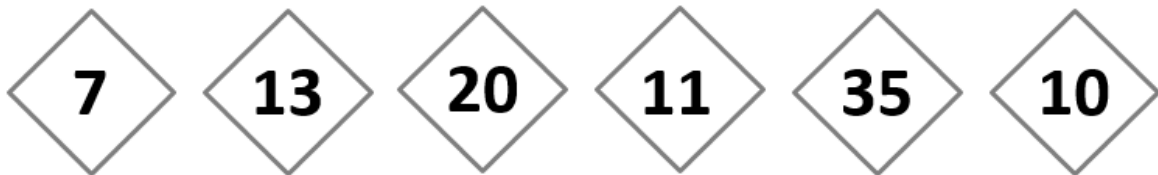
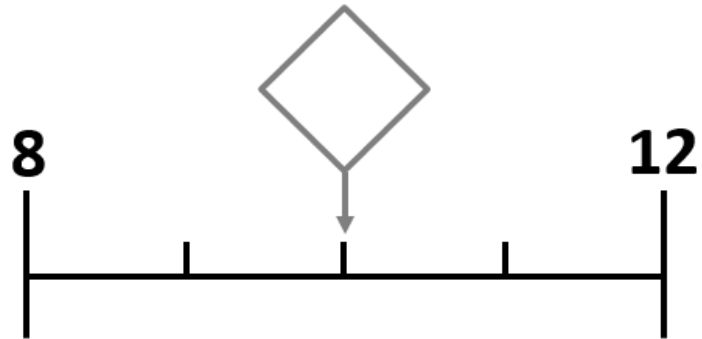
Exercice 14



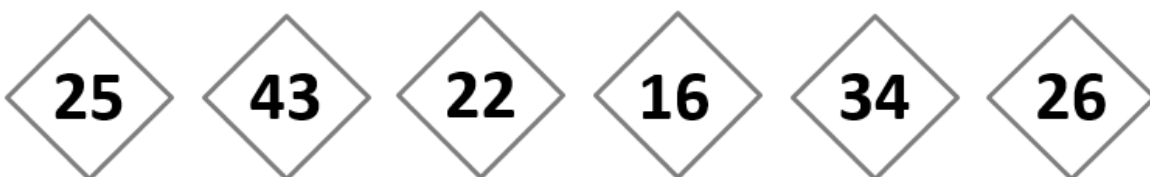
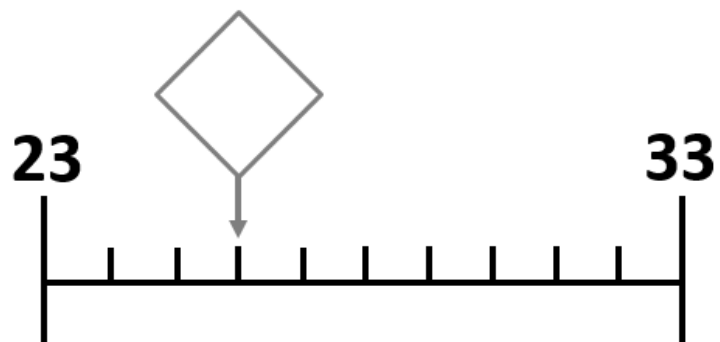

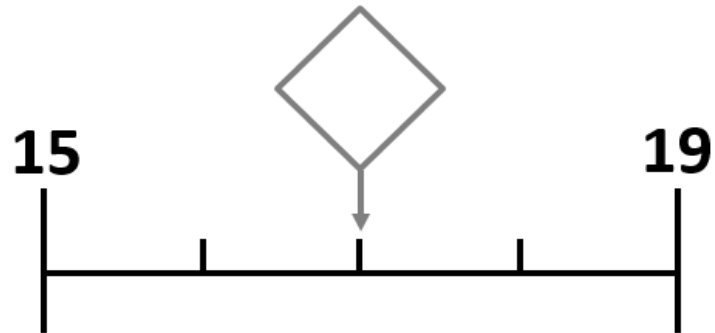
Exercice 14 (suite)



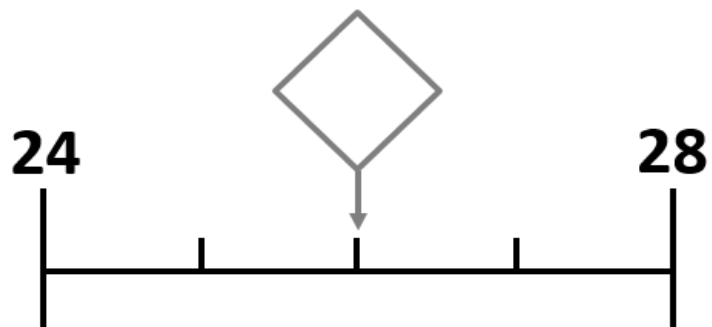
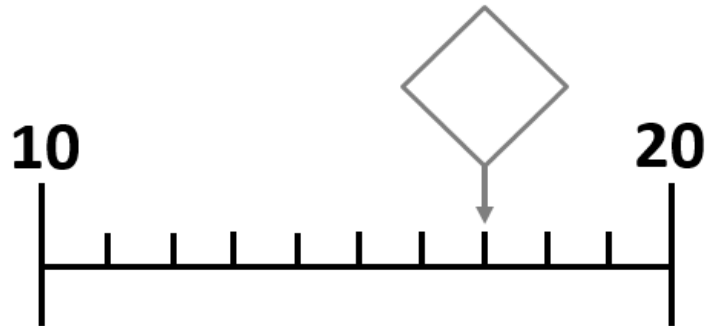
Exercice 14 (suite)



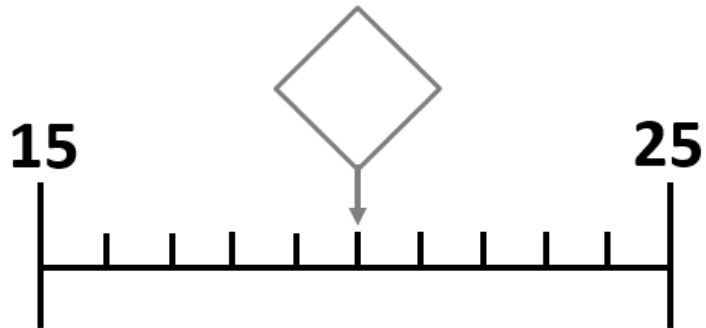
Exercice 14 (suite)



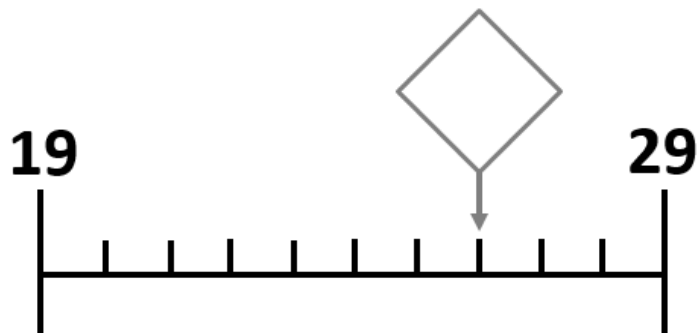
Exercice 14 (suite)



Exercice 14 (suite)

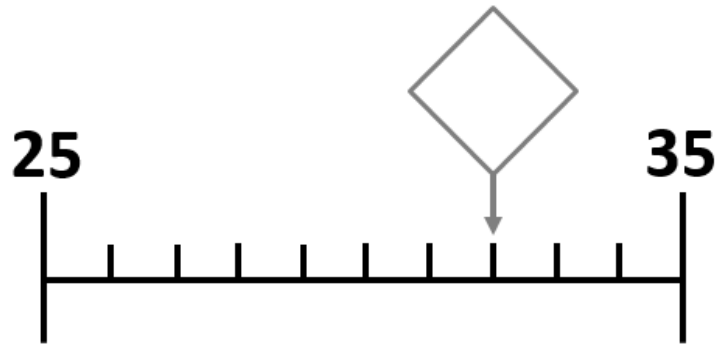


- 14
- 21
- 26
- 43
- 30
- 20



- 36
- 26
- 27
- 56
- 18
- 30

Exercice 14 (suite)



32

36

22

56

24

31

Exercice 15



3

5

8

13

12

14



4

6

5

13

9

10

Exercice 15 (suite)



4

13

14

12

5

9

SÉQUENCE 5

FRANÇAIS

ÉPREUVES INDIVIDUELLES FEUILLES DE COTATION

Exercice 16

[Démarrer le chronomètre.]

[Dans le tableau :

- Cocher la case si le mot est correctement lu ;

Dans les cases qui se trouvent au bas de cette page :

- Reporter le temps si l'élève termine en moins de 60 secondes ;
- Écrire le nombre de mots lus par l'élève en 1 minute ;
- Calculer le score de fluence.

Remarque : si l'élève ne réussit pas à lire plus de 4 mots parmi les 10 premiers (2 lignes) ne pas poursuivre la lecture.]

ligne 1	à <input type="checkbox"/> 1	où <input type="checkbox"/> 2	la <input type="checkbox"/> 3	au <input type="checkbox"/> 4	tu <input type="checkbox"/> 5
ligne 2	un <input type="checkbox"/> 1	il <input type="checkbox"/> 2	été <input type="checkbox"/> 3	on <input type="checkbox"/> 4	mur <input type="checkbox"/> 5
ligne 3	ni <input type="checkbox"/> 1	sur <input type="checkbox"/> 2	qui <input type="checkbox"/> 3	vélo <input type="checkbox"/> 4	par <input type="checkbox"/> 5
ligne 4	feu <input type="checkbox"/> 1	ce <input type="checkbox"/> 2	peur <input type="checkbox"/> 3	ami <input type="checkbox"/> 4	moto <input type="checkbox"/> 5
ligne 5	peau <input type="checkbox"/> 1	lune <input type="checkbox"/> 2	gare <input type="checkbox"/> 3	lire <input type="checkbox"/> 4	bon <input type="checkbox"/> 5
ligne 6	mardi <input type="checkbox"/> 1	col <input type="checkbox"/> 2	avril <input type="checkbox"/> 3	roi <input type="checkbox"/> 4	faire <input type="checkbox"/> 5

Si l'élève termine en moins de 60 secondes, reporter le temps exact ici :

|_|_| secondes

Nombre de mots correctement lus en 1 minute :

Score de fluence* :

*nombre de mots correctement lus en 1 minute ; pour les élèves qui auraient lu tous les mots correctement en moins d'une minute, appliquer la règle de trois suivante : (30 mots x 60 secondes) / temps mis pour lire tous les mots. Le calcul de ce score n'est pas nécessaire pour la saisie sur le portail mais permet d'indiquer cette information à l'élève.

Exercice 17

[Démarrer le chronomètre.]

[Dans le tableau :

- Cocher la case si le mot est correctement lu ;

Dans les cases qui se trouvent au bas de cette page :

- Reporter le temps si l'élève termine en moins de 60 secondes ;
- Écrire le nombre de mots lus par l'élève en 1 minute ;
- Calculer le score de fluence.

Remarque : si l'élève ne réussit pas à lire plus de 4 mots parmi les 11 premiers (1ère ligne) ne pas poursuivre la lecture.]

ligne 1	Le <input type="checkbox"/> 1	renard <input type="checkbox"/> 2	court <input type="checkbox"/> 3	dans <input type="checkbox"/> 4	la <input type="checkbox"/> 5	forêt <input type="checkbox"/> 6	Il <input type="checkbox"/> 7	arrive <input type="checkbox"/> 8	à <input type="checkbox"/> 9	la <input type="checkbox"/> 10	ferme <input type="checkbox"/> 11
ligne 2	Va <input type="checkbox"/> 1	t-il <input type="checkbox"/> 2	voler <input type="checkbox"/> 3	une <input type="checkbox"/> 4	poule <input type="checkbox"/> 5	Lola <input type="checkbox"/> 6	l'a <input type="checkbox"/> 7	vu <input type="checkbox"/> 8	Elle <input type="checkbox"/> 9	crie <input type="checkbox"/> 10	et <input type="checkbox"/> 11
ligne 3	le <input type="checkbox"/> 1	chasse <input type="checkbox"/> 2									
ligne 4	Bravo <input type="checkbox"/> 1	Lola <input type="checkbox"/> 2	dit <input type="checkbox"/> 3	la <input type="checkbox"/> 4	poule <input type="checkbox"/> 5						

Si l'élève termine en moins de 60 secondes, reporter le temps exact ici :

|_|_| secondes

Nombre de mots correctement lus en 1 minute :

Score de fluence* :

*nombre de mots correctement lus en 1 minute ; pour les élèves qui auraient lu tous les mots correctement en moins d'une minute, appliquer la règle de trois suivante : (29 mots x 60 secondes) / temps mis pour lire tous les mots. Le calcul de ce score n'est pas nécessaire pour la saisie sur le portail mais permet d'indiquer cette information à l'élève.

